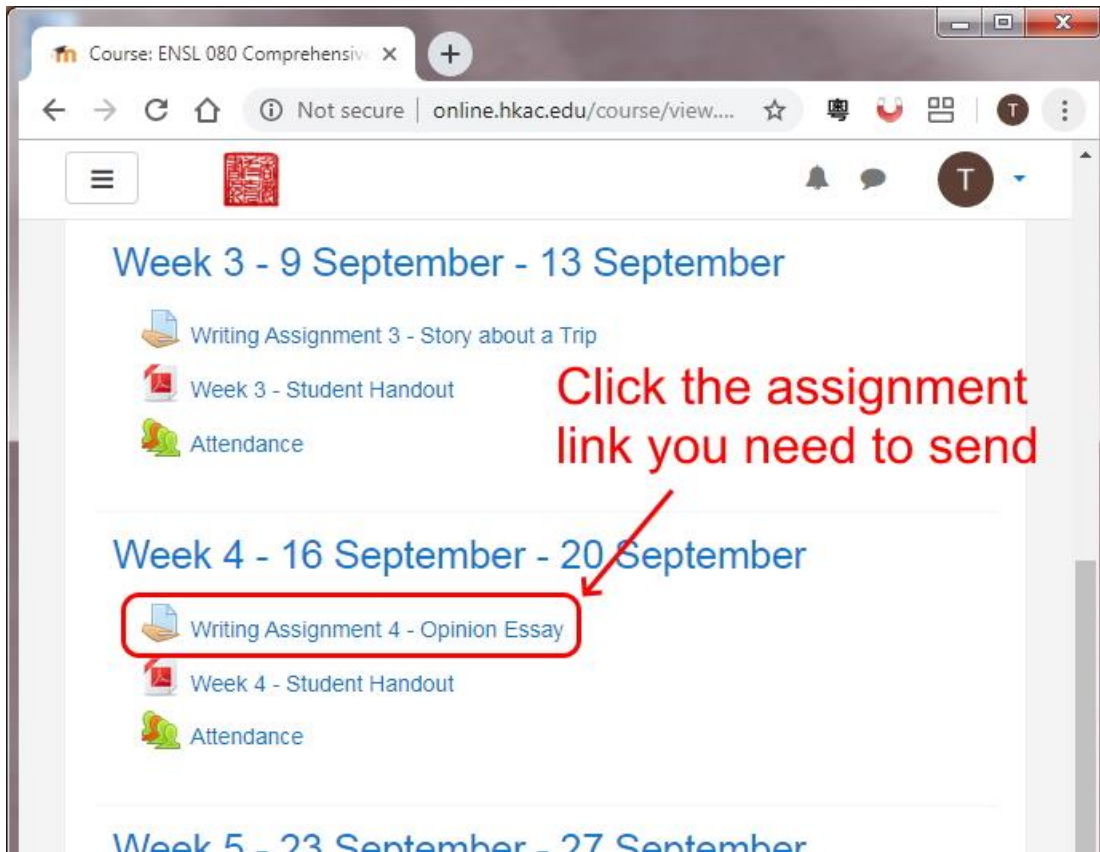


Moodle Send Assignment

The procedure of sending assignment in Moodle is as below :



A screenshot of a Moodle course page for 'ENSL 080 Comprehensive'. The page shows a list of assignments for Week 3 and Week 4. The assignment 'Writing Assignment 4 - Opinion Essay' is highlighted with a red box and a red arrow pointing to it. A red text annotation says 'Click the assignment link you need to send'.

Course: ENSL 080 Comprehensive

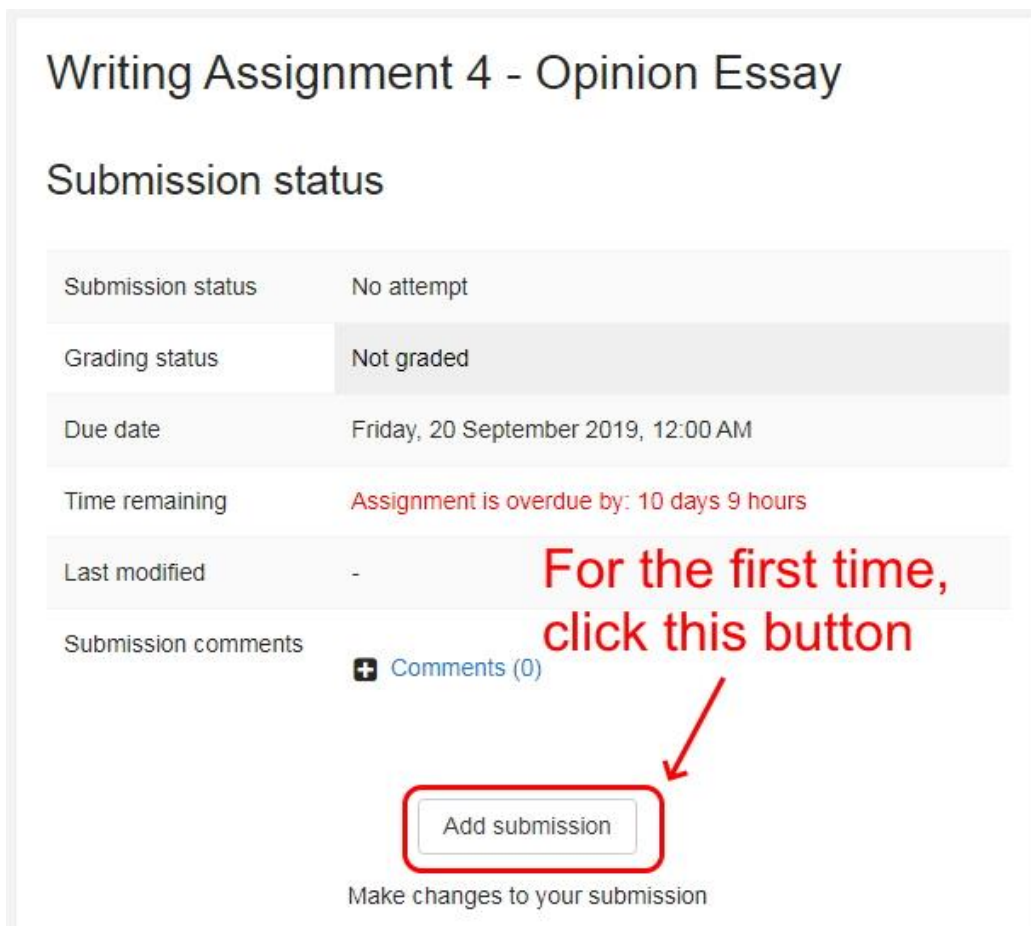
Week 3 - 9 September - 13 September

- Writing Assignment 3 - Story about a Trip
- Week 3 - Student Handout
- Attendance

Week 4 - 16 September - 20 September

- Writing Assignment 4 - Opinion Essay**
- Week 4 - Student Handout
- Attendance

Week 5 - 23 September - 27 September



A screenshot of the Moodle assignment submission page for 'Writing Assignment 4 - Opinion Essay'. The page shows the submission status, grading status, due date, and time remaining. A red text annotation says 'For the first time, click this button' pointing to the 'Add submission' button.

Writing Assignment 4 - Opinion Essay

Submission status

Submission status	No attempt
Grading status	Not graded
Due date	Friday, 20 September 2019, 12:00 AM
Time remaining	Assignment is overdue by: 10 days 9 hours
Last modified	-

Submission comments

[+ Comments \(0\)](#)

Add submission

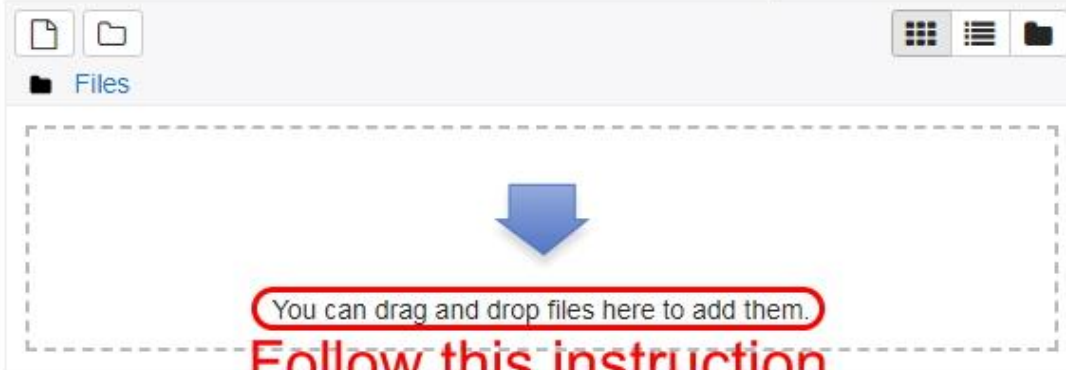
Make changes to your submission

Moodle Send Assignment

Writing Assignment 4 - Opinion Essay

File submissions

Maximum size for new files: 512MB, maximum attachments: 2



The screenshot shows the Moodle file submission interface. At the top, there are icons for a document and a folder. Below these is a dashed rectangular box representing the file upload area. A blue arrow points down into this box. A red oval highlights the text "You can drag and drop files here to add them." inside the dashed box. Below the dashed box, the text "Follow this instruction" is written in red.

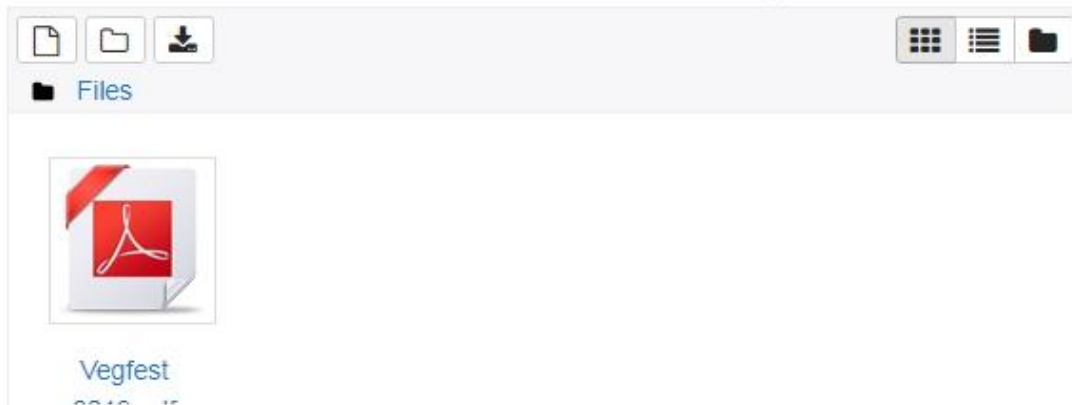
Save changes

Cancel

Writing Assignment 4 - Opinion Essay

File submissions

Maximum size for new files: 512MB, maximum attachments: 2



The screenshot shows the Moodle file submission interface after a file has been uploaded. The file is represented by a red document icon with a white 'A' symbol. Below the icon, the file name "Vegfest" is visible. The interface includes icons for document, folder, and download at the top. The "Save changes" button is highlighted in blue.

Save changes

Cancel

After you drop your file,
click this button

Attendance

Jump to...

Week 4 - Student Handout

Moodle Send Assignment

Writing Assignment 4 - Opinion Essay

Submission status

Submission status	Submitted for grading
Grading status	Not graded
Due date	Friday, 20 September 2019, 12:00 AM
Time remaining	Assignment was submitted 10 days 10 hours late
Last modified	Monday, 30 September 2019, 10:03 AM

File submissions







Submission comments

Your sent file will appear here

 Comments (0)

You have submitted your assignment submission for Writing Assignment 4 - Opinion Essay Inbox x

 **Do not reply to this email (via HKAC elearning)** <moodle@hkac.edu> 10:03 AM (4 minutes ago)   

[Comprehensive 1 ->Assignment ->Writing Assignment 4 - Opinion Essay](#)

You have submitted an assignment submission for 'Writing Assignment 4 - Opinion Essay'.

You can see the status of your [assignment submission](#).

You will receive a notification email in your HKAC Gmail account.

